



TSCHORN®

Mess- und Spannmittel



Precision is measurable.
- contrary to child poverty!



KINDERREICH
REMS-MURR

For each 3D-Tester sold, we donate one euro to the "Kinderreich" programme of „Deutscher Kinderschutzbund Schorndorf/Waiblingen“. It will support children in our region who are suffering from poverty or are socially disadvantaged.

precise. pioneering. worldwide.

EXTREMELY SLIM

Conventional products





Image to scale 1:1

GOOD OVERVIEW

Perspective of the machine operator:



precise. pioneering. worldwide.



Probe tips don't break easily .
... on



Undefeatable

...
ily, if it couts!

3D-PROTECTION-SYSTEM

The measuring unit is the most valuable component of the 3D-Tester. Protecting this measuring unit is therefore the most important task. A complete and versatile 3D-Protection-System is integrated into the 3D-Tester. The sensitive clock mechanics are kept safe from any damage.

The 3D-Protection-System is constructed in 4 levels:

Level 1 - breaking point 1 (= bending the narrow probe tip)



Level 2 - breaking point 2 (= a fracture on the taper)




Level 3 - mechanical limits
(= the probe mechanics' mech. limits in X/Y)

Level 4- mechanical limits
(= the probe mechanics' mech. limits in Z)



PARALLEL RUNNING

If you start moving laterally, even if you reverse, the probing system is steady and does not move. It only shows the exact parallelism failure.



WORLDWIDE SERVICE-NETWORK



- Headquarters
- Service partner
- Authorized Service location



REPAIR SERVICE

SIMPLE - FAST - INEXPENSIVE

The 3D-Tester is constructed in a way that the probing unit can be changed. The 3D-Tester must then be fine-tuned and tested. We offer you this flat-rate repair service at a fixed price. If your 3D-Tester develops a malfunction, just place a repair order to a service partner or authorized service location close to you. You will get help easily and quickly.

Repair service process:

1. place an order to the repair service
2. return the 3D-Tester
3. our trained engineers immediately conduct a quick check
4. you get a repaired and tested replacement device back

Our trained service partners are qualified to conduct a quick check of the 3D-Tester and deliver a replacement device to you.

Our authorized service locations additionally can check and repair our 3D-Testers on their own. They have the equipment and are trained so that they are qualified to repair and check the 3D-Testers in the same way as we do it in Germany.

The probing unit of the replaced 3D-Tester is factory fresh. Its accuracy level corresponds to that of a new 3D-Tester. At first glance, it is almost as new. The total duration of the repair service is just 48 hours (approx.).

ACCURACY CHECK WITH FACTORY CERTIFICATE


It is also possible to check your 3D-Tester's accuracy. Our partner at the authorized service location makes a complete check of your 3D-Tester and adjusts it if needed. After the check, you will receive a new factory certificate.



3D-Tester DREHplus

With the 3D-Tester DREHplus you can measure tools on lathes in all axes X, Y and Z.





- Innovative probing technology: the conical probing corpus has been adjusted to needs on lathes
- Measuring of tools in all axes: X, Y and Z
- Slim and clear because of its innovative design
- Time-saving and precise as tools can be measured directly in the lathes with the DREHplus
- Cost-saving as no expensive additional equipment is necessary




INNOVATIVE PROBING TECHNOLOGY

The DREHplus has got unique probe tips with an innovative conical probing corpus made from hardened tool-steel.

The conical probing corpus has precisely been developed for the 3D-Tester DREHplus. When probing or reaching the zero position, the outline of the conical probing corpus is exactly on the symmetry axis. Because of the geometrical form of the conical probing corpus, also cutting plates with radiuses and/or angles can be probed at any point of the probing corpus.



The image shows two Tschorn 3D-Tester gauges. The one on the right is the 3D-Tester Viplus, which has a larger, more rounded gauge face. The one on the left is the 3D-Tester SLIMplus, which is significantly slimmer. Both gauges have a white dial with black markings and a red needle. The dial includes a scale from 0 to 90 and a smaller scale from -2 to +2. The Tschorn logo and 'Mess- und Spannmittel' are printed on the dial. The gauges are mounted on black handles with silver-colored metal tips. The background is a dark blue with a fine, repeating pattern.

3D-Tester Viplus
visuell plus is easier
to read, even at large
machines

3D-Tester SLIMplus
slim, clearly arranged and
handy on all machines

The 3D-Tester stands out with its robust structure and slim and attractive design. Its precise and versatile capabilities enable fast and easy calculation of work piece reference points and lengths. Probing is possible in all axle directions (X/Y/Z) at the same indicator resolution. As soon as the indicator is at "0", the vertical axis is exactly on the edge of the work piece.

ORDER - DETAILS:



Probe tip long
Art-No. 00163D006

Probe tip standard
Art-No. 00163D003



3D-Tester SLIMplus
Art-No. 00163D012

3D-Tester VIplus
Art-No. 00163V012

3D-Tester DREHplus
Art-No. 00163T020

Probe tip DREHplus
Art-No. 00163T036

Sealing
Art-No. 00163D099

Item No.	Description	Shank	Length	Probe
00163D008	3D-Tester SLIMplus	Ø8	approx. 124	Ø3
00163D010	3D-Tester SLIMplus	Ø10	approx. 124	Ø3
00163D012	3D-Tester SLIMplus	Ø12	approx. 124	Ø3
00163V008	3D-Tester VIplus	Ø8	approx. 145	Ø3
00163V010	3D-Tester VIplus	Ø10	approx. 145	Ø3
00163V012	3D-Tester VIplus	Ø12	approx. 145	Ø3
00163T020	3D-Tester DREHplus	Ø20	approx. 136	Ø3,6 / Ø3,2
00163D003	Probe tip standard	-	27	Ø3
00163D006	Probe tip long	-	62	Ø6
00163T036	Probe tip DREHplus	-	approx. 34	Ø3,6 / Ø3,2
00163D099	Sealing for 3D-Tester	-	-	-
00163D0R0	Repair-service 3D-Tester	-	-	-

Prices are ex-works including loading at the factory, however excluding packaging and unloading. Sales tax will be added to the price at the legal required amount.

The Incoterms 2010: EXW Urbach apply.

Our general terms are available on our website www.tschorn-gmbh.de.

Technical modifications are subject to change.

© Copyright Tschorn GmbH

All rights reserved. All pictures, graphics, images, texts, audio-, video- and animated data of this catalogue are subject to copyright or other rights to protect intellectual property. Copying, editing, changing or using this data in other electronic or printed publications are subject to prior explicit approval of Tschorn GmbH.

Photo credits:

Page 10: © jokatoons - Fotolia.com



TSCHORN®

Mess- und Spannmittel



Tschorn GmbH

Measuring instruments
and clamping tools

Dieselstrasse 8
73660 Urbach – Germany

Phone +49 7181 606 986 - 0
Fax +49 7181 606 986 - 9
info@tschorn-gmbh.de
www.3DTaster.de

USt-ID (VAT-No.): DE159254676
Tax permit-No.: 82001/11068
GLN: 42 6019227 000 1
Local Court Stuttgart HRB282166

General Manager:

Ralf Tschorn, Alexandra Tschorn

Shareholder:

Ralf Tschorn

© Copyright Tschorn GmbH - Katalog 3D15.2 Stand 15.06.2016

precise. pioneering. worldwide.